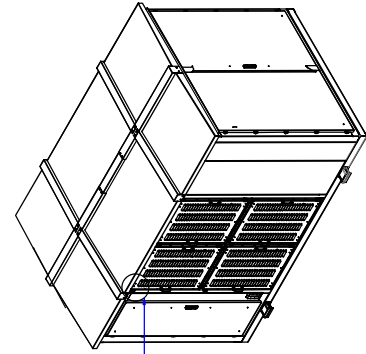
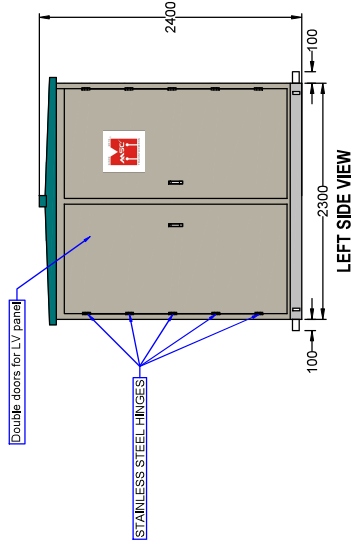


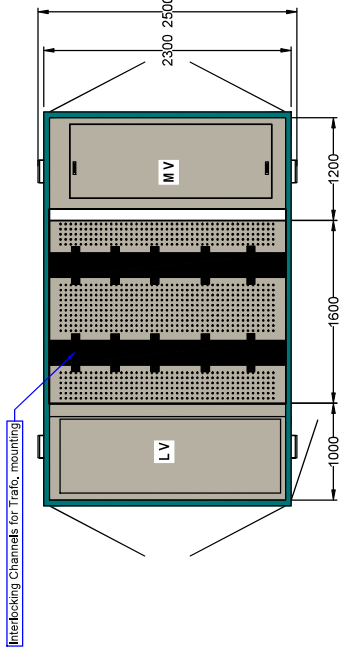
NOTE :- All dimensions given are in mm.



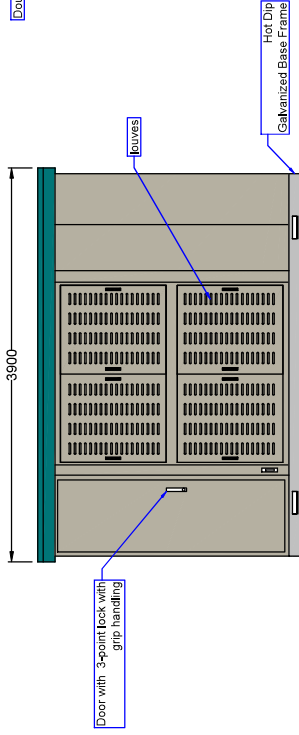
ISOMETRIC VIEW



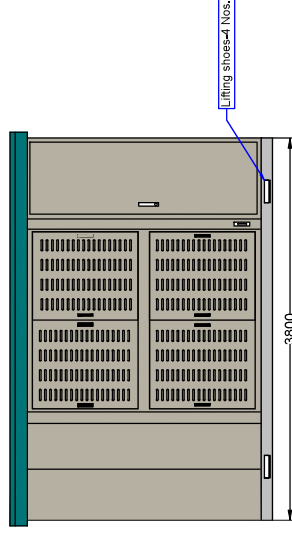
LEFT SIDE VIEW



TOP VIEW (OPEN ROOF)  
SHOWN WITHOUT TRANSFORMER TO DEPICT MOUNTING CHANNELS

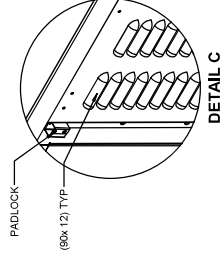
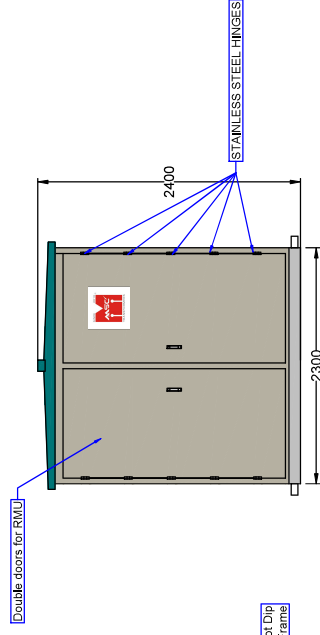


FRONT VIEW



REAR VIEW

OVERALL DIMENSION		
LENGTH	WIDTH*	HEIGHT
3900	2500	2400



DETAIL C

\*NOTE: OVERALL DIMENSIONS CAN BE VARIES ACC. TO TOLERANCE RANGE OF ±2% OF GIVEN DIMENSIONS

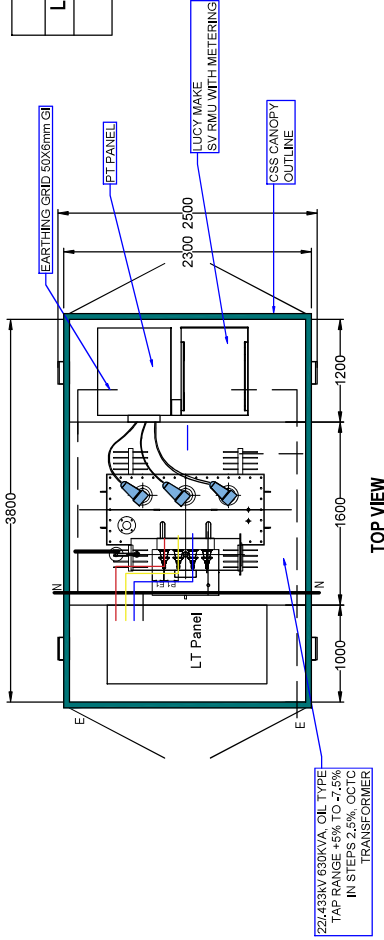
**QUANTITY - 01 NO.**

Revision notes:		Notes:	
Rev:	Date:	Client:	Project:
Date: 05/09/21		Date: 05/09/21	
Scale @ A3:		Scale @ A3:	
N.T.S		N.T.S	
Revision:		Revision:	
---		---	
Product Des.:-		Product Des.:-	
220.433 KV 630KVA CSS-01 NO.		220.433 KV 630KVA CSS-01 NO.	
Qty.:- 01		Qty.:- 01	
Date: 05/09/21		Date: 05/09/21	
PO NO.:		PO NO.:	
---		---	
Job No.: 1114		Job No.: 1114	
Drawn by: K B		Drawn by: K B	
Checked by: S S		Checked by: S S	
Approved by: S S		Approved by: S S	

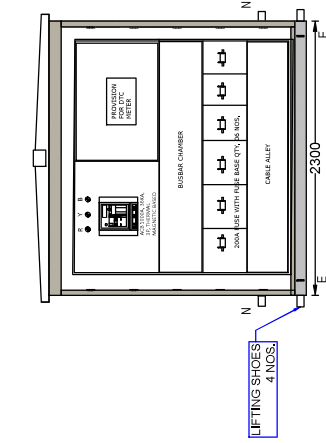


NOTE :- All dimensions given are in mm.

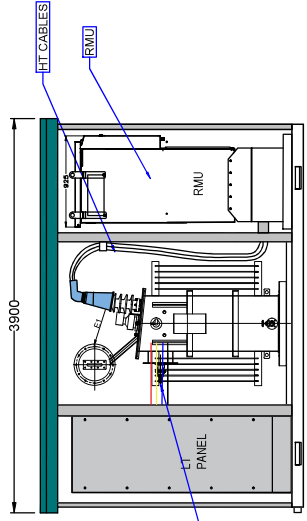
OVERALL DIMENSION		
LENGTH	WIDTH*	HEIGHT
3900	2500	2400



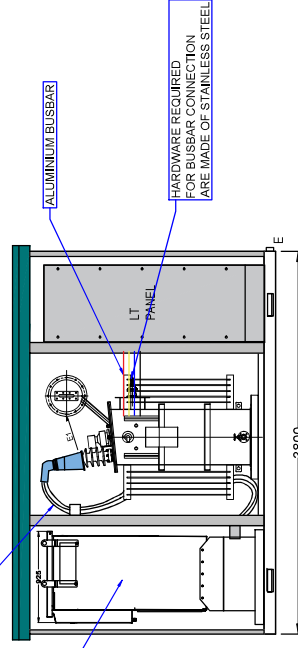
TOP VIEW



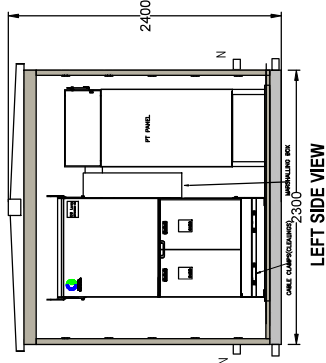
RIGHT SIDE VIEW



FRONT VIEW



REAR VIEW



LEFT SIDE VIEW

\*NOTE: OVERALL DIMENSIONS CAN BE VARIES ACC. TO TOLERANCE RANGE OF ±2% OF GIVEN DIMENSIONS

**QUANTITY - 01 NO.**

Revision notes:		Title: GENERAL ARRANGEMENT		Client:		Project:	
Rev:	Date:	Date:	Job No.:	Product Des.:-	Scale @ A3:	Date:	05/09/21
			1114	2210.633 KV 630KVA CSS - 01 NO.	N.T.S		
			Drawn by: K B	Q ty.:- 01	Revision:		
			Checked by: S S				
			Approved by: S S				
			Sheet no. : 06 OF 11				

